

**We  
move  
mountains**

*Our Fleet*



Specification **Tautliner**  
2-axle truck & 3-axle semi-trailer with pallet boxes

Internal length 13.60 m  
Internal width 2.45 m  
Internal height 2.70 m  
Maximum payload 25 tons



Specification **Mega semi-trailer**  
2-axle truck & 3-axle semi-trailer

Internal length 13.60 m  
Internal width 2.50 m  
Internal height 3.00 m  
Maximum payload 25 tons



Specification **Intermodal trailer**  
2-axle truck & 3-axle semi-trailer with coil hollow

Internal length 13.60 m  
Internal width 2.45 m  
Internal height 2.30-2.55 m  
Maximum payload 29.5 tons



Specification **Dry Liner**  
2-axle truck & 3-axle semi-trailer

Internal length 13.60 m  
Internal width 2.50 m  
Internal height 2.70 m  
Maximum payload 24 tons



Specification **Small truck**  
7,5 tons

Internal length 8.70 m  
Internal width 2.55 m  
Internal height 3.90 m  
Maximum payload 5.30 tons



Specification **Vario semi-trailer**

2-axle truck & 3-axle semi-trailer with mobile ramps

Internal length 13.50 m  
 Internal width 2.50 m  
 Internal height 2.95 m  
 Maximum payload 28 tons



Specification **Vario semi-trailer**

2-axle truck & 3-axle semi-trailer with mobile ramps and wheel recess


Internal length 13.50 m  
 Internal width 2.50-3.50 m  
 Internal height 3.00-3.30 m  
 Maximum payload 27 tons



Specification **Vario semi-trailer**

2-axle truck & 4-axle semi-trailer with mobile ramps and wheel recess

Internal length 13.50 m  
 Internal width 2.50-4.30 m  
 Internal height 3.20-3.50 m  
 Maximum payload 26 tons



Specification **Vario low bed semi-trailer**

3-axle truck & 2-axle semi-trailer with low bed and mobile ramps

Internal length 13.50 m  
 Internal width 2.50-3.30 m  
 Internal height 3.60-3.90 m  
 Maximum payload 25 tons



Specification **Vario low bed semi-trailer**

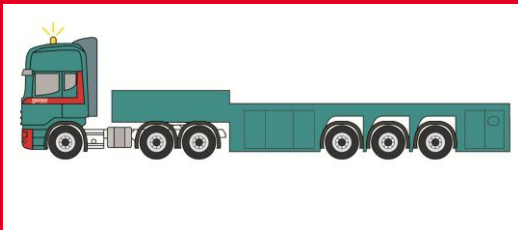
3-axle truck & 3-axle gooseneck semi-trailer with mobile ramps and wheel recess

Internal length 15.50 m  
 Internal width 2.50-3.30 m  
 Internal height 3.60-3.90 m  
 Maximum payload 30 tons



Specification **Vario semi-trailer**  
3-axle truck & 5-axle semi-trailer

Internal length 13.60 m  
Internal width 2.48 m  
Internal height 2.50 m  
Maximum payload 55 tons



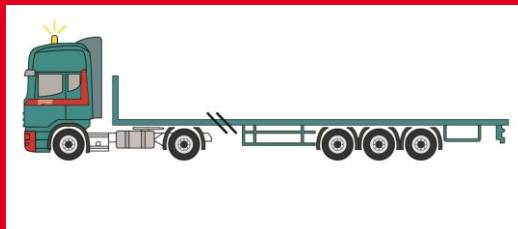
Specification **Inloader**  
3-axle truck & 3-axle semi-trailer

Internal length 9.50 m  
Internal width 1.50 m  
Internal height 0.30 m  
Maximum payload 30 tons



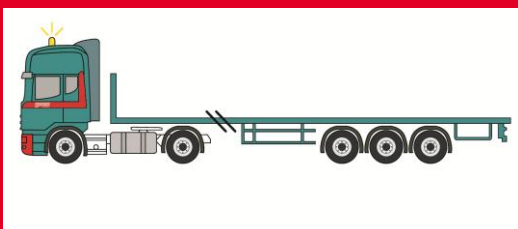
Specification **Flat bed semi-trailer**  
2-axle truck & 3-axle semi-trailer with mobile ramps

Length 13.60 m  
Width 2.50 m  
Trailer height 1.00 m  
Maximum payload 28 tons



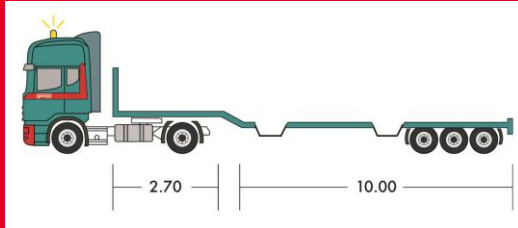
Specification **Flat bed semi-trailer**  
2-axle truck & 3-axle extendable semi-trailer with mobile ramps

Length 13.60-21.70 m  
Width 2.50 m  
Trailer height 1.00 m  
Maximum payload 25 tons



Specification **Flat bed semi-trailer**  
2-axle truck & 3-axle double extendable semi-trailer

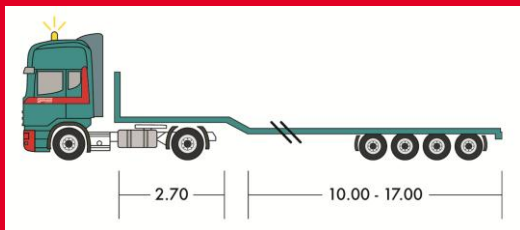
Length 13.60-29.40 m  
Width 2.50 m  
Trailer height 1.40 m  
Maximum payload 24 tons



Specification **Low loader semi-trailer**

3-axle truck & 3-axle semi-trailer with mobile ramps and wheel recess

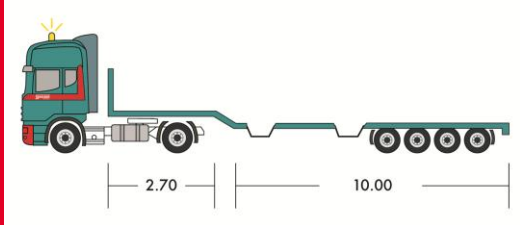
Length 13.60 m  
 Width 2.50 m  
 Trailer height 0.90 m  
 Maximum payload 28 tons



Specification **Low loader semi-trailer**

2-axle truck & 4-axle gooseneck semi-trailer with mobile ramps and wheel recess

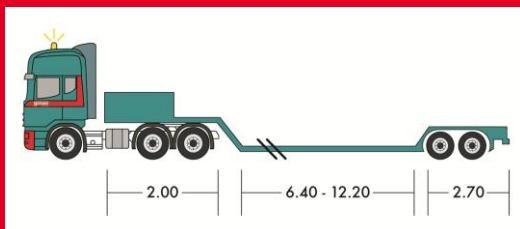
Length 13.60 m  
 Width 2.50 m  
 Trailer height 0.80 m  
 Maximum payload 28 tons



Specification **Low loader semi-trailer**

2-axle truck & 4-axle gooseneck semi-trailer with mobile ramps and wheel recess

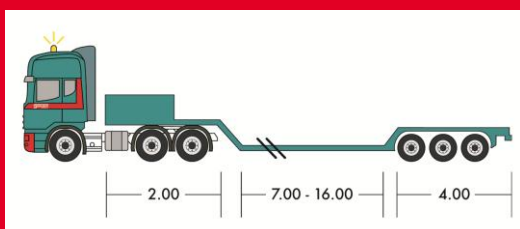
Length 13.60 m  
 Width 2.50 m  
 Trailer height 0.80 m  
 Maximum payload 28 tons



Specification **Low bed semi-trailer**

3-axle truck & 2-axle extendable low bed semi-trailer with mobile ramps and detachable gooseneck

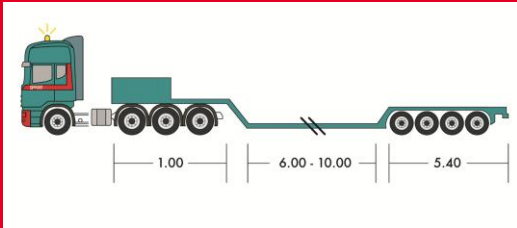
Length 13.60-18.60 m  
 Width 2.50 m  
 Trailer height 0.30 m  
 Maximum payload 23 tons



Specification **Low bed semi-trailer**

3-axle truck & 3-axle extendable low bed semi-trailer with mobile ramps and detachable gooseneck

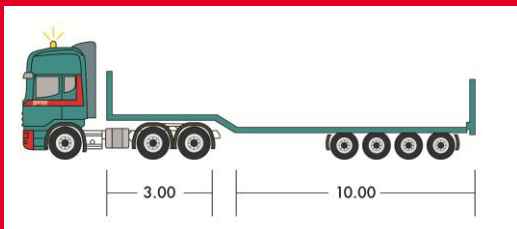
Length 16.50-21.50 m  
 Width 2.50 m  
 Trailer height 0.30 m  
 Maximum payload 43 tons



Specification **Low bed semi-trailer**

4-axle truck & 4-axle extendable low bed semi-trailer with mobile ramps and detachable gooseneck

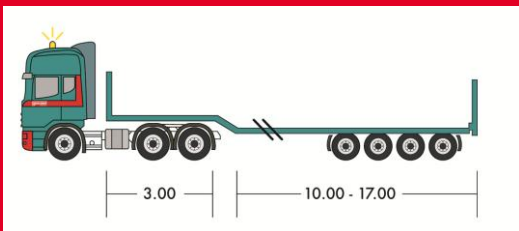
Length 16.60-20.40 m  
 Width 1.35-2.50-3.00 m  
 Trailer height 0.50 m  
 Maximum payload 58 tons



Specification **Low loader semi-trailer**

3-axle truck & 4-axle gooseneck semi-trailer with fixed ramps

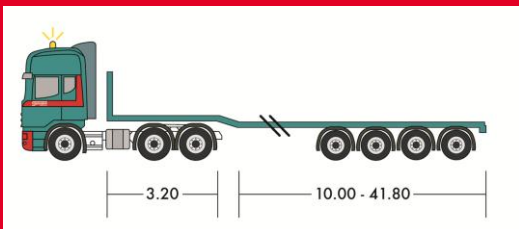
Length 13.20 m  
 Width 2.50 m  
 Trailer height 0.90 m  
 Maximum payload 53 tons



Specification **Low loader semi-trailer**

3-axle truck & 4-axle double extendable gooseneck semi-trailer with mobile ramps

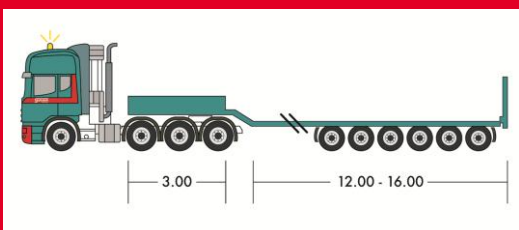
Length 13.20-20 m  
 Width 2.50 m  
 Trailer height 0.90 m  
 Maximum payload 50 tons



Specification **Low loader semi-trailer**

3-axle truck & 4-axle triple extendable gooseneck semi-trailer with mobile ramps

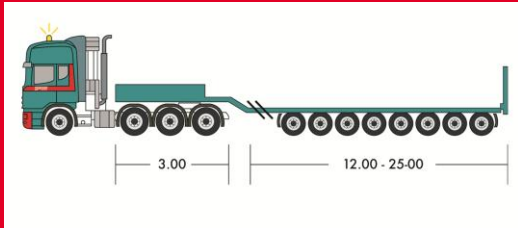
Length 13.20-45 m  
 Width 2.55 m  
 Trailer height 1.23 m  
 Maximum payload 40 tons



Specification **Low loader semi-trailer**

4-axle truck & 6-axle extendable gooseneck semi-trailer with fixed ramps

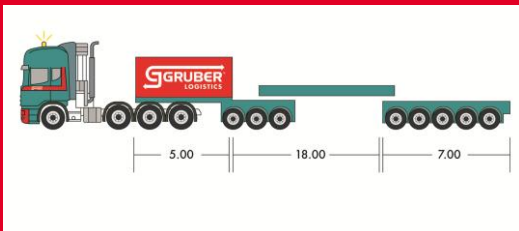
Length 15.70-19.70 m  
 Width 2.50 m  
 Trailer height 0.95 m  
 Maximum payload 80 tons



Specification **Low loader semi-trailer**

4-axle truck & 8-axle extendable gooseneck semi-trailer with mobile ramps

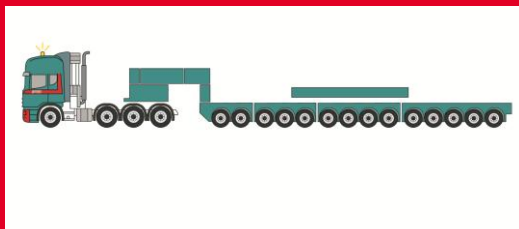
Length 15.60-28.70 m  
 Width 2.50 m  
 Trailer height 0.95 m  
 Maximum payload 110 tons



Specification **Dolly and low bed semi-trailer**

4-axle truck & 3-axle Dolly and 5-axle low bed semi-trailer, excavator table and extendable bar trailer


Length 10 possible combinations, max. 30 m  
 Width 1.35-2.50-3.00 m  
 Trailer height 0.55 m  
 Maximum payload 120 tons



Specification **Modular semi-trailer**

4-axle truck & modular semi-trailer with 2-, 3-, 4- and 5-axle groups, excavator table and extendable (in length and width) bar trailer

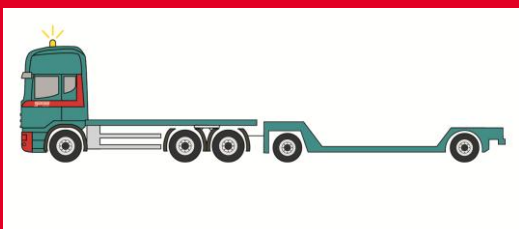
Length + Width 58 axes, extendable in length and width  
 Trailer height 0.15 m  
 Maximum payload flat table and low bed up to 120 tons payload and max 212 tons payload by road



Specification **Dolly**

4-axle truck & 4-axle dolly

Length 6.50 m  
 Width 2.40 m  
 Trailer height 1.30-1.60 m  
 Maximum payload 45 tons



Specification **Trailer for combined transport**

6x2 truck with platform body & 2-axle semi-trailer

Length 8.50-11 m  
 Width 2.55 m  
 Trailer height 0.60 m  
 Maximum payload 24 tons



we move mountains

GRUBER Logistics SpA  
Via Nazionale 75  
39040 Ora (BZ)  
ITALY  
[info@gruber-logistics.com](mailto:info@gruber-logistics.com)  
[www.gruber-logistics.com](http://www.gruber-logistics.com)